



The Parents' Guide to Google Classroom

What is Google Classroom?

Think of Google Classroom (GC) as your child's digital link to learning.

Teachers use GC to share assignments, homework, newsletters, and much more with students AND parents!



Getting Started



Your child was provided with a secure login and password that is unique to them.

Check with his/her teacher to obtain this private information OR ask them to add you as a parent via email!

Getting Started



1

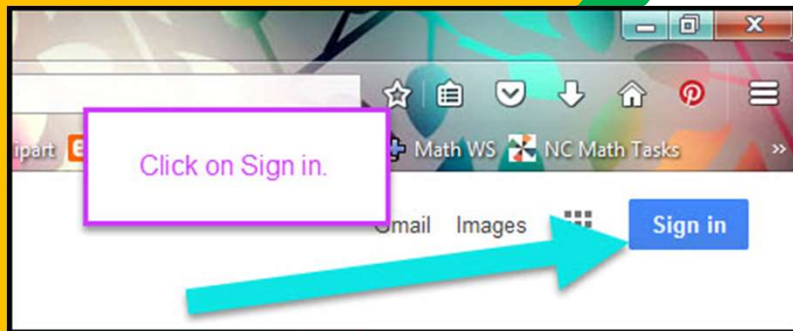
Click on the
[Google Chrome](#)
browser icon.

Getting Started



2 Type www.google.com into your web address bar.

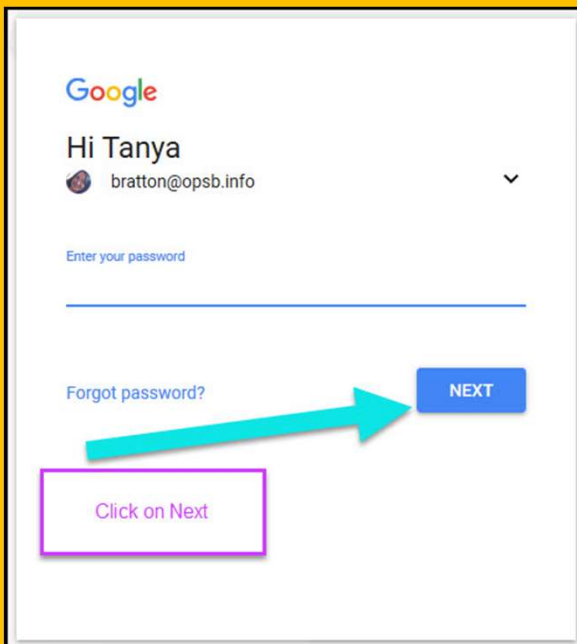
Getting Started



3

Click on **SIGN IN** in the upper right hand corner of the browser window.

Getting Started

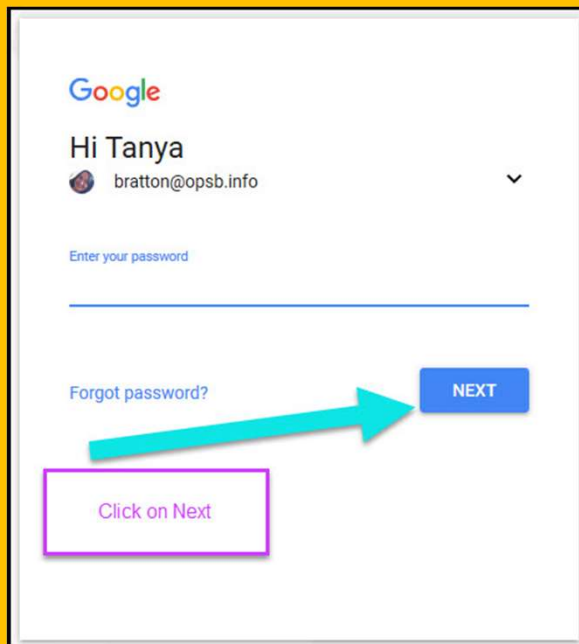


A screenshot of the Google login interface. At the top is the Google logo. Below it, the text "Hi Tanya" is displayed next to a profile icon and the email address "bratton@opsb.info". A dropdown arrow is to the right of the email. Below this is a password field with the placeholder text "Enter your password". Under the password field is a link that says "Forgot password?". To the right of the password field is a blue button labeled "NEXT". A large cyan arrow points from a purple-bordered box containing the text "Click on Next" to the "NEXT" button.

4

Type in your child's
Google Email address
& click "next."

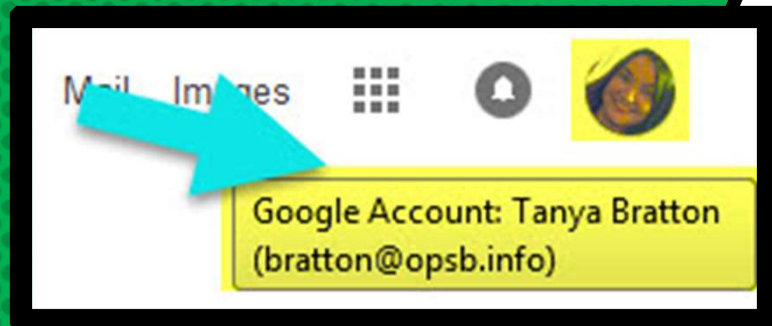
Getting Started



A screenshot of a Google account login interface. At the top is the Google logo. Below it, the text "Hi Tanya" is displayed next to a profile picture icon and the email address "bratton@opsb.info". A small downward arrow is to the right. Below this is a password entry field with the placeholder text "Enter your password". Underneath the field is a link that says "Forgot password?". To the right of the field is a blue button labeled "NEXT". A large cyan arrow points from a purple-bordered box containing the text "Click on Next" to the "NEXT" button.

5

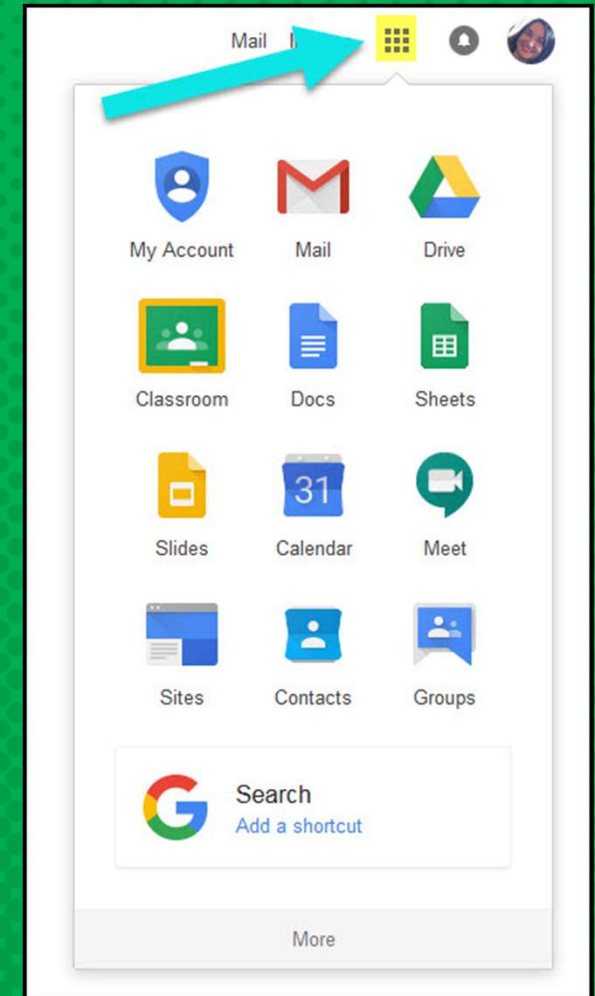
Type in your
PASSWORD
& click "next."



NOW YOU'LL SEE
that you are signed in to
your Google Apps for
Education account!

GOOGLE SUITE

Click on the 9 squares
(Waffle/Rubik's Cube) icon in the
top right hand corner to see
the Google Suite of Products!



GOOGLE ICONS TO RECOGNIZE:



CHROME



DOCS



DRIVE



SLIDES



SHEETS



FORMS



CALENDAR



EMAIL



PHOTOS



MAPS



KEEP



CLASSROOM



MEET



HANGOUTS



SITES



CONTACTS



CLOUD



CLOUD SEARCH



YOUTUBE



NEWS



VAULT



MY ACCOUNT

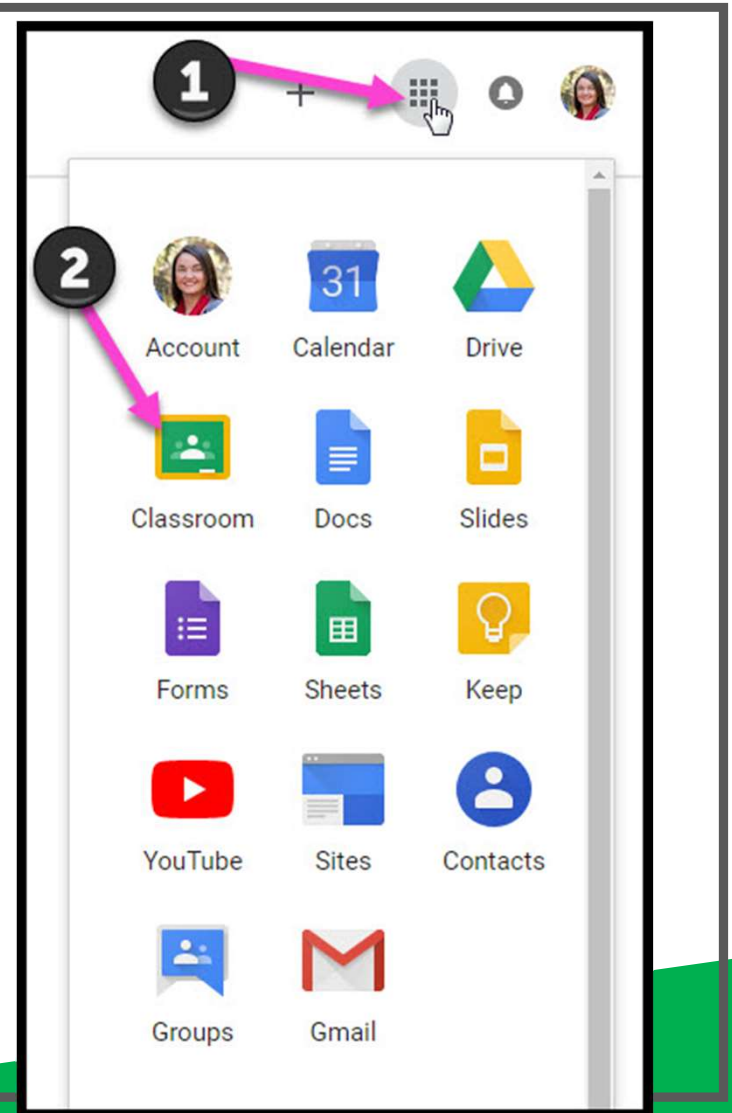


GROUPS

Navigating Classroom

1

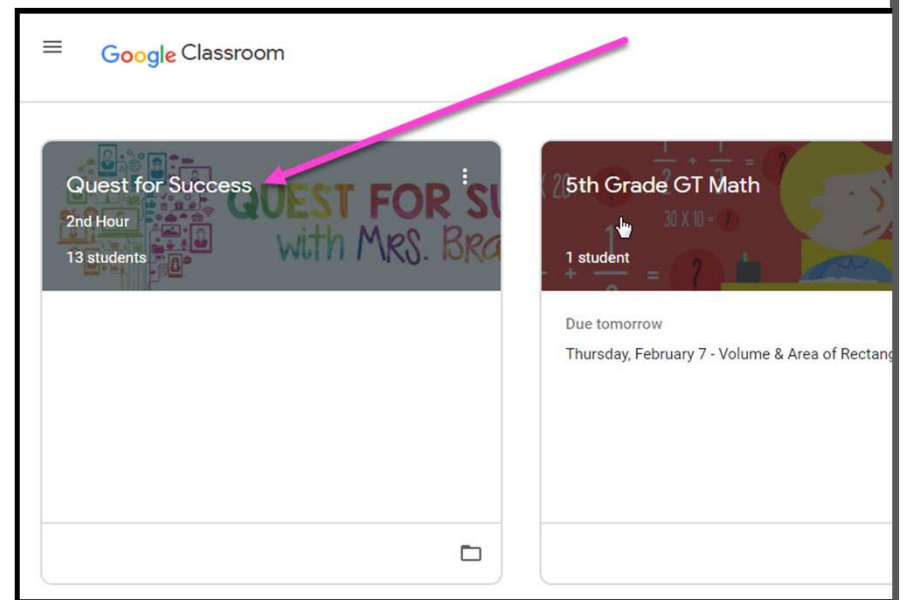
Click on the waffle button and then the Google Classroom icon.



Navigating Classroom

2

Click on the class you wish to view.

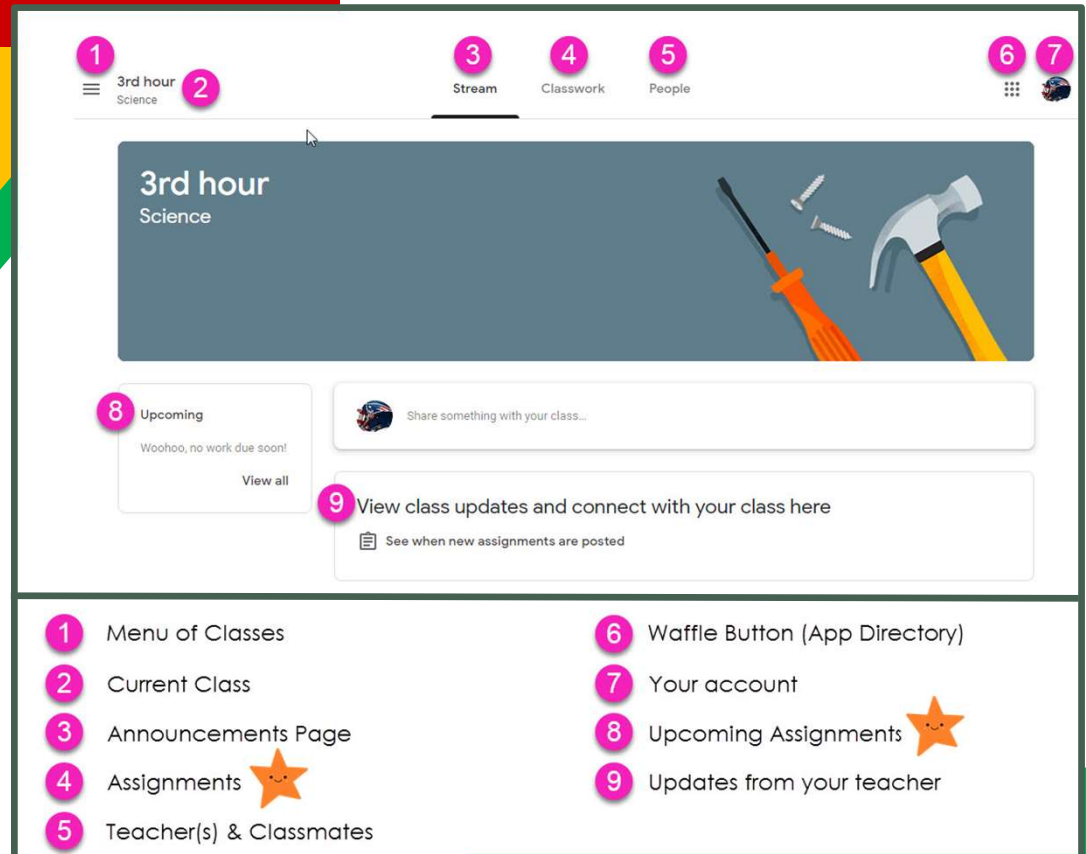


Navigating Classroom



3

Page tools
(Left side)

 = High Interest for Parents



The screenshot shows the Classroom app interface for a class named "3rd hour Science". The interface includes a top navigation bar with icons for Menu of Classes, Current Class, Stream, Classwork, People, Waffle Button (App Directory), and Your account. The main content area features a header for the current class, a section for upcoming assignments, and a section for class updates and connections. A list of numbered callouts (1-9) is provided below the screenshot to identify key features.

Number	Description
1	Menu of Classes
2	Current Class
3	Announcements Page
4	Assignments 
5	Teacher(s) & Classmates
6	Waffle Button (App Directory)
7	Your account
8	Upcoming Assignments 
9	Updates from your teacher

Navigating Classroom

4

Assignment
details

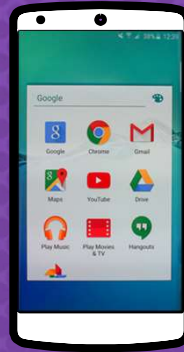
The screenshot shows the Classroom interface with the following elements and callouts:

- 1** Classwork Tab
- 2** View your work
- 3** Google Calendar
- 4** Class Drive folder
- 5** All topics
- 6** Benchmark Tests
- 7** For the Week of September 2 - 6
- 8** Due Today
- 9** Assigned
- 10** Attached files/links
- 11** Click to view assignment

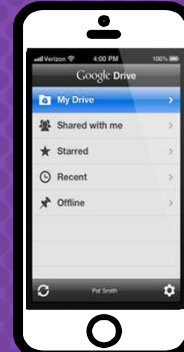
The interface displays a sidebar with navigation options: All topics, Benchmark Tests, Daily Lesson Files, Assessments, Back to School, and Resources. The main content area shows a list of assignments, including 'STAR Math Benchmark Test - BOY' and 'For the Week of September 2 - 6'. The latter assignment is expanded, showing a weekly schedule and four attached PDF files: 'Day 1 - Multistep Equatio...', 'Day 2 - Variables on Both...', 'Day 3 - Infinite & No Solu...', and 'Day 4 - Algebraic Propor...'.

ACCESS

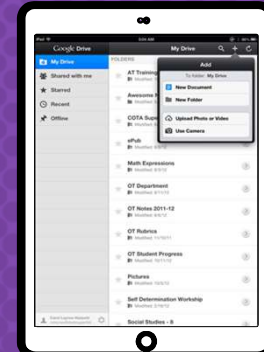
ANYWHERE



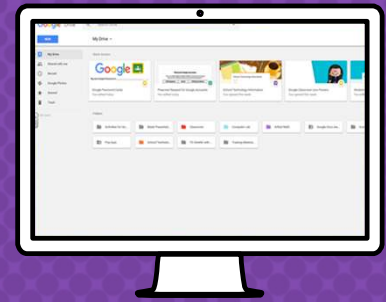
ANDROID



IPHONE



TABLET



DESKTOP



GOOGLE APPS

allow you to edit Google
assignments from
any device that is connected
to the internet!



Download on the
App Store



GET IT ON
Google Play

QUESTIONS?



Email me at

Slide Templates from slidehood.com & SlidesCarnival.
Presentation created by Tanya Bratton, M. Ed.