

AT HOME LEARNING

WEEK 8 GRAPH THE WEATHER! COLOR & READ YOUR ABC BOOK!


Thursday - Music

Reading Read a song book! Sing the song as you read. Did any of the text repeat on each page?	Letters & Sounds Play letter musical chairs around the table. Play the music and dance around the table. When the music stops, call out a letter and write it on piece of paper.	Math Make movement patterns. Make up AB, ABC, AAB, or AABB patterns by clapping, stomping, and jumping. (ex: clap, stop, clap stomp).
Fine Motor Make egg shakers. Place dry beans or corn kernels inside the egg. Wrap washi or masking tape around it. Decorate it with Sharpie markers.	Art or Sensory Make a guitar. Take an empty tissue box and place rubber bands around it. Decorate it with markers and stickers.	Gross Motor Play various music and dance. Grab some scarves and music instruments. Have a music party.

Friday - Nursery Rhymes

Reading Read a book or listen to nursery rhymes. Make up actions and sing the nurse rhymes together.	Letters & Sounds Hey Diddle Diddle Say words that rhyme with moon.	Math Hockey Dictory Dock Make a clock with a paper plate. Write the numbers from 1-12 around the edge.
Fine Motor Itsy Bitsy Spider Wrap yarn around a small basket and put plastic spiders or pom poms in the basket. Use tweezers to get the spiders out.	Art or Sensory Baa Baa Black Sheep Make a sheep sensory bin. Place cotton balls, sheep/farm animals, and small containers.	STEM Humpty Dumpty Build a wall for Humpty Dumpty to sit on. Use a plastic egg to test the wall.

Apps & Websites to try

Raz-Kids Mini readers at various levels and offers Spanish and French too. (Free for 30 days) https://www.raz-kids.com/	Brain Pop Jr. Educational website with videos and activities about science, social studies, literacy, arts, and music. (Free for 30 days) https://jr.brainpop.com/	Starfall Learn about letters and sounds. 
--	--	---

YouTube Channels to get kids moving

The Laurie Berkner Band YouTube Songs that teach and get kids moving!	Kid Boomers Kid Music Channel - YouTube Songs that teach and get kids moving!	Jack Hartman YouTube Fun songs that teach.
---	---	--

Science Sensory Play

SENSORY BOTTLES

Pick a sensory bottle or create your own! Sensory bottles can be very calming for children. Shake and watch it change and move!

What you Need:

- Clean, empty bottle (any water bottle, soda bottle, or sport drink bottle will work)
- Hot glue and tape for the top (any tape will work)
- Each bottle has different things inside. Look next to the bottle to see what you need to create it.

Volcano Sensory Bottle - vegetable oil, red food coloring, water

- Fill the bottle halfway with water and add red food coloring
- Fill to the top with vegetable oil
- Glue and tape the lid closed

Ocean Sensory Bottle - baby oil, blue food coloring, water

- Fill the bottle halfway with water and add blue food coloring
- Fill to the top with baby oil
- Glue and tape the lid closed

Bubbles Sensory Bottle - dish soap, food coloring, water

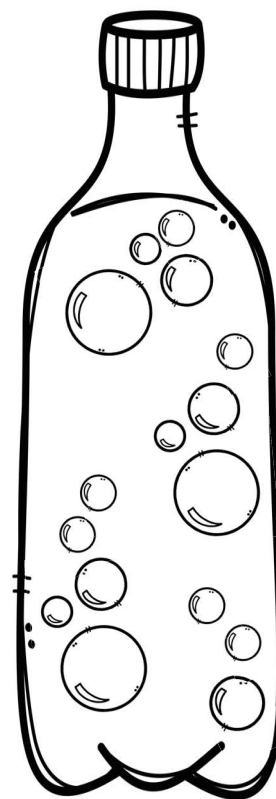
- Fill the bottle $\frac{3}{4}$ full with water
- Add 2tbl dish soap and food coloring to match the dish soap
- Glue and tape the lid closed

Traditional Sensory Bottle - clear glue, food coloring, water, glitter

- Fill the bottle halfway with water
- Add 1 cup clear glue
- Add food coloring and glitter
- Fill to the top with water
- Glue and tape the lid closed

Tiny Treasures Sensory Bottle - dry beans or rice, tiny toys (Lego people, gems, mini erasers, pom poms, or mini figures)

- Fill $\frac{1}{3}$ with dry beans or rice
- Add tiny treasures
- Fill $\frac{1}{3}$ with more dry beans or rice
- Add more tiny treasures
- Glue and tape the lid closed




For even more sensory bottle ideas, check out
<https://pocketofpreschool.com/?s=sensorybottles>

My Alphabet Book

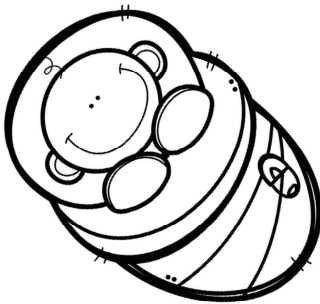
Name: _____

Aa




A is for ant.

Bb



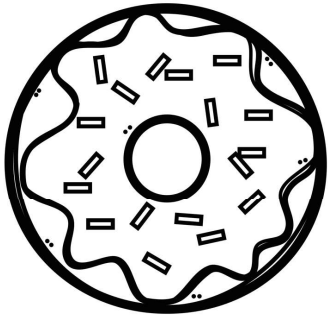
B is for baby.

Cc



C is for cake.

Dd




D is for donut.

Ee



E is for elf.

Ff




F is for fan.

Gg




G is for game.

Hh




H is for hand.

Ii




I is for insect.

Jj




J is for jet.

Kk




K is for kite.

Ll




L is for lion.

Mm



M is for map.

Nn




N is for net.

Oo



O is for owl.

Pp



P is for pig.

Qq




Q is for queen.

Rr



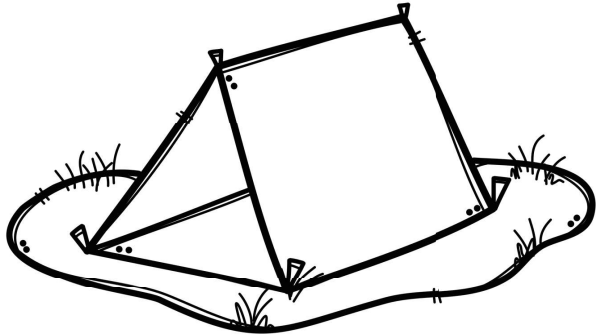
R is for rain.

Ss




S is for saw.

T t




T is for tent.

U u




U is for under.

V v

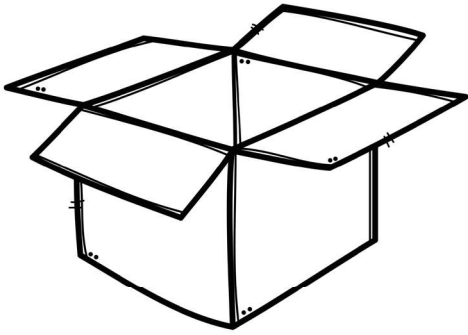
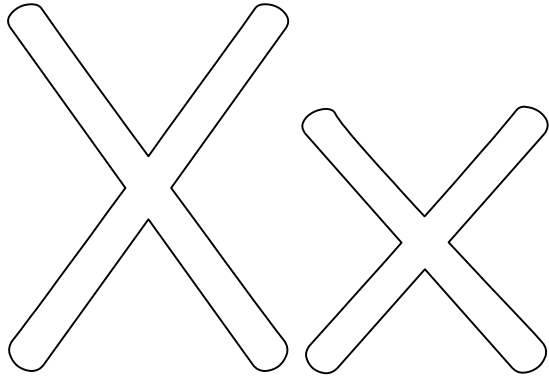


V is for vacuum.

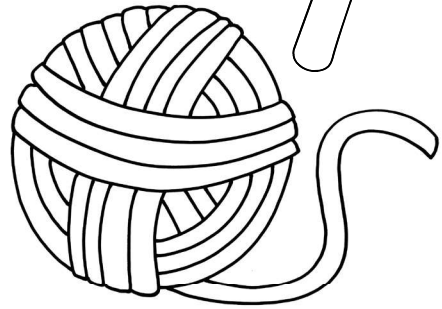
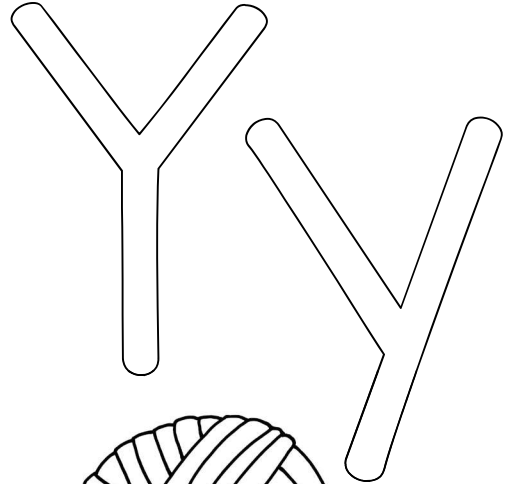
W w



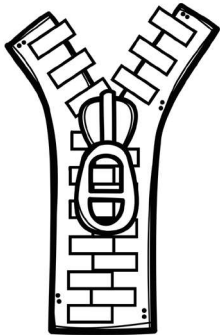
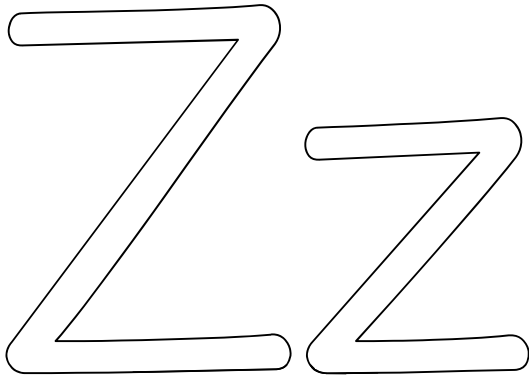
W is for worm.



X is for box.




Y is for yarn.




Z is for zip.


bus




monkey




elephant




sailboat




banana




rhinoceros




motorcycle




snake




turtle




submarine




strawberry




bike



alligator




pretzel



Clap & Build the Syllables

Point to an object, clap the number of syllables, and build a tower using blocks or Legos for each syllable.



Letter Sort

**UPPERCASE
LETTERS**

**lowercase
letters**

Letter Sort



in my name




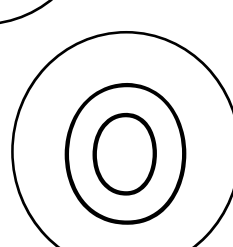







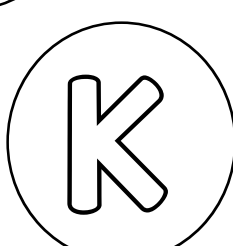















~~NOT~~ in my name

A	B	C	D	E	F	G	H
I	J	K	L	M	N	O	P
Q	R	S	T	U	V	W	X
Y	Z	a	b	c	d	e	f
g	h	i	j	k	l	m	n
o	p	q	r	s	t	u	v
w	x	y	z	Cut apart to create collage letters!			

A	B	C	D	E	F	G	H
I	J	K	L	M	N	O	P
Q	R	S	T	U	V	W	X
Y	Z	a	b	c	d	e	f
g	h	i	j	k	l	m	n
o	p	q	r	s	t	u	v
w	x	y	z	Cut apart to create collage letters!			


Letter Dot It

Point to a letter, say the letter name and sound. Dot with a dot marker, cover with a sticker, trace the letter, or color the letter dot.



Letter Dot It

Point to a letter, say the letter name and sound. Dot with a dot marker, cover with a sticker, trace the letter, or color the letter dot.



Letter Dot It

Point to a letter, say the letter name and sound. Dot with a dot marker, cover with a sticker, trace the letter, or color the letter dot.



Sound Dot It








Point to an object, say the beginning sound. Write the letter in the dot.



What's the Weather?

Everyday graph what the weather is!

POCKET OF PRESCHOOL

CLOUDY 	PARTLY CLOUDY 	SUNNY 	RAINY 	STORMY 	SNOWY 	WINDY 

Size Sort




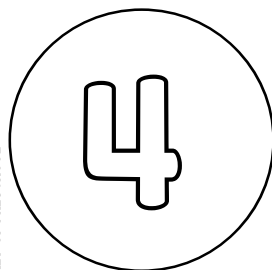




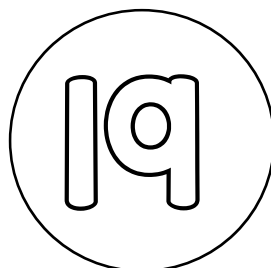
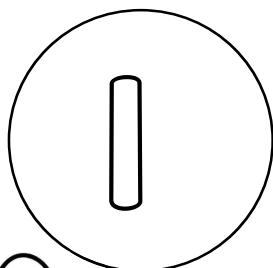

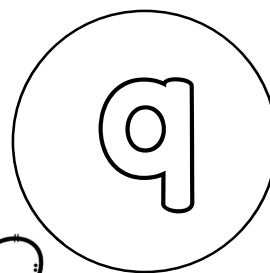


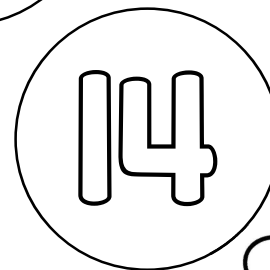
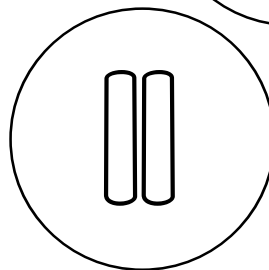

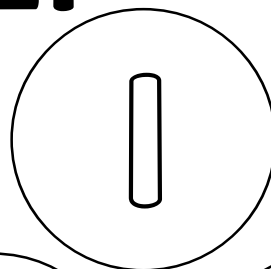
small

medium

large


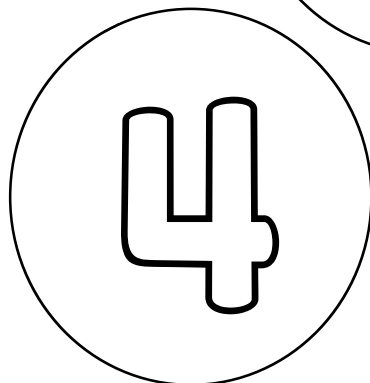






Number Dot It

Point and say the number. Dot the number with a dot marker, trace the number, or color the number dot.



Number Dot It

Point and say the number. Dot the number with a dot marker, trace the number, or color the number dot.



1

2

3

4

5

6

7











8

9

10

Number Card Games:

- Hi/Low (aka War)
- Memory
- Hide around the house
- Matching
- Build a block tower on top of the number



Number Card Games:

- **Hi/Low (aka War)**
- **Memory**
- **Hide around the house**
- **Matching**
- **Build a block tower on top of the number**